

11132**PT CRUISER**

7/12/2012

GROSS LOAD CAPACITY WHEN USED AS A WEIGHT CARRYING HITCH: 2,000 LBS. TRAILER WEIGHT & 200 LBS. TONGUE WEIGHT.*****DO NOT EXCEED VEHICLE MANUFACTURER'S RECOMMENDED TOWING CAPACITY.*******WARNING: ALL NON-TRAILER LOADS APPLIED TO THIS PRODUCT MUST BE SUPPORTED BY AUXILIARY STABILIZING STRAPS.****** FAILURE TO PROPERLY SUPPORT NON-TRAILER LOADS WILL VOID PRODUCT WARRANTY******HAVING INSTALLATION QUESTIONS? CALL TECHNICAL SUPPORT AT 1-800-798-0813**

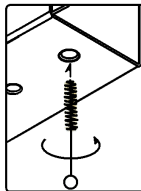
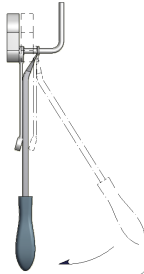
Parts List			
ITEM	QTY	PART NUMBER	DESCRIPTION
1	8	M10 - 1.5 x 40mm	HEX BOLT
2	8	7/16"	CONICAL TOOTHED WASHER

**RUBBER ISOLATOR
REMOVAL DIAGRAM**

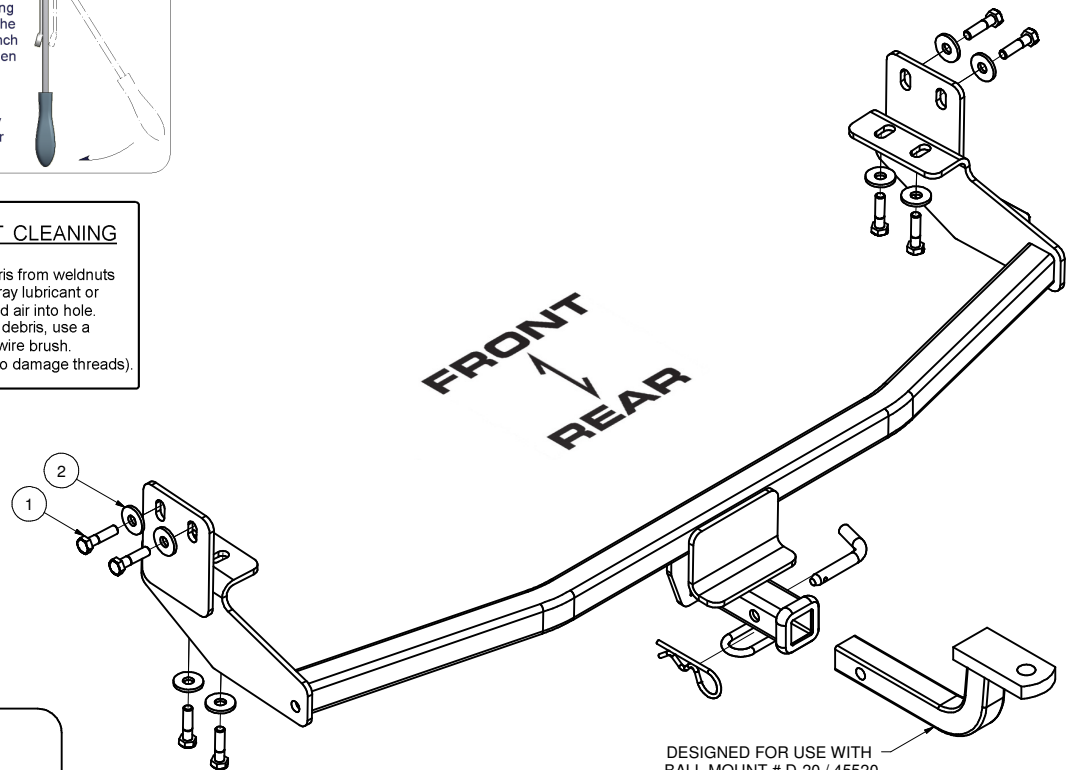
This technique can be used if an Exhaust Hanger Removal Pliers is not available.

Using a 5/8" open end wrench, slide the wrench up to the rubber isolator, cradling the hanger rod as shown. Next place the flat edge of a pry bar between the wrench and the hanger stop or hanger rod. Then simply rotate the pry bar toward the wrench to remove the rubber isolator.

Note: Using a spray lubricant or soapy water on the hanger rod and the rubber isolator helps removal.

**WELDNUT CLEANING**

To remove debris from weldnuts in frame, spray lubricant or compressed air into hole. For heavy debris, use a small wire brush. (Be careful not to damage threads).



DESIGNED FOR USE WITH BALL MOUNT # D-20 / 45520

HITCH WEIGHT: 24 LBS.**INSTALL TIME**

PROFESSIONAL: 30 MINUTES

NOVICE (DIY): 60 MINUTES

INSTALL NOTES:

NO DRILLING REQUIRED

INSTALLATION STEPS

- 1) REMOVE TOW HOOK BRACKETS FROM VEHICLE FRAME AND RETURN TO OWNER. MAY NEED TO LOWER SPARE TIRE CARRIER FOR EASE OF INSTALLATION.
- 2) TEMPORARILY LOWER EXHAUST SYSTEM AT TWO HANGERS, ONE AT FRONT AND OTHER AT REAR OF MUFFLER.
- 3) RAISE HITCH INTO POSITION, LINING UP HOLES IN HITCH AND FRAME.
- 4) INSTALL EXISTING M10 FASTENERS. TORQUE ALL M10 FASTENERS TO 45 LB-FT.
- 5) REATTACH EXHAUST SYSTEM HANGERS.

PERIODICALLY CHECK THIS RECEIVER HITCH TO ENSURE THAT ALL FASTENERS ARE TIGHT AND THAT ALL STRUCTURAL COMPONENTS ARE SOUND.

Curt Manufacturing Inc., warrants this product to be free of defects in material and/or workmanship at the time of retail purchase by the original purchaser. If the product is found to be defective, Curt Manufacturing Inc., may repair or replace the product, at their option, when the product is returned, prepaid, with proof of purchase. Alteration to, misuse of, or improper installation of this product voids the warranty. Curt Manufacturing Inc.'s liability is limited to repair or replacement of products found to be defective, and specifically excludes liability for incidental or consequential loss or damage.