


SEAT COVERS
BY



FEATURING

SUPER-GRIP®

THE SLIP RESISTANT FASTENING SYSTEM



INSTALLATION INSTRUCTIONS
FOR

NP95-12/ OE35-12/ SL65-12/ SP85-12/ TR45-12/ TRS45-12

Thank you for purchasing one of our fine quality products. Your seat cover is engineered from high quality materials and designed with precision to give you a long-lasting, well-adjusted fit.

A) BACKREST COVER

- 1) Remove headrest (see note)
- 2) Release backrest from the back wall by pulling the tab on backrest
- 3) Slip cover over backrest. Ensure cover is installed under seat belt
- 4) Smooth cover tightly from top to bottom. Cover has armrest opening
- 5) Tuck bottom of cover through crevice under backrest
- 6) Locate straps and secure to buckles on cover
- 7) Locate bottom right flap through crevice and hold at back of seat. With other hand bring the side flap around and attach (see note)
- 8) Repeat on left side
- 9) Make sure armrest opening is aligned with armrest.
- 10) Adjust all straps, buckles and velcro to equalize tension and ensure a snug fit
- 11) Re-install headrests (see note)

B) CUSHION COVER

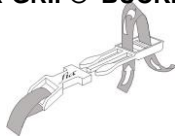
- 1) Center cover on the seat
- 2) Tuck back flap through crevice
- 3) Pull tab and lift seat. Pass straps under seat and buckle
- 4) Pass side straps and buckle
- 5) Adjust straps and buckles to equalize tension and ensure a snug fit

C) ARMREST COVER

- 1) Fold down armrest
- 2) Slip cover over armrest all the way to the back.
- 3) Ensure back edge of cover fits around the armrest.

NOTES:

1) SELF-LOCKING SUPER-GRIP® BUCKLE:

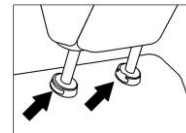


3) RE-INSTALLATION OF HEADRESTS

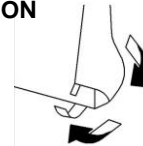
- A) Ensure pre-cut holes in seat cover align with holes in headrest base.
- B) Replace headrests

2) HEAD REST REMOVAL:

- Push in side release buttons
 - Lift off
- (If unable to remove consult dealership)



4) BOTTOM FLAP INSTALLATION



WARNING: SEATS WITH INTEGRATED SEAT AIRBAGS MUST BE COVERED ONLY WITH SEATCOVERS DESIGNED WITH OPENINGS THAT WILL NOT INTERFERE WITH THE DEPLOYMENT OF THE AIRBAG. NEVER INSTALL SEAT COVERS WITHOUT THESE OPENINGS AS THIS MAY INTERFERE WITH THE PROPER DEPLOYMENT OF THE AIR BAGS AND COULD RESULT IN SERIOUS INJURY.



LIMITED 2 YEAR WARRANTY

Fia Inc. guarantees the original purchaser a limited 2 year warranty against manufacturer's defects in materials, workmanship and finish under normal use. The warranty is void if the product has been damaged resulting from product misuse, improper installation, product modifications or product neglect. The warranty applies to all Fia products and is limited to repair or replacement of the product. Warranty does not include cost of removal, installation, labor, freight and incidental or consequential damages.

Original purchaser must return defective merchandise along with the original purchase receipt to the original place of purchase for repair or replacement. Shipping charges will apply for any repair or replacement.

Buyer assumes all risk and liability whatsoever from the installation of Fia products. Vehicles equipped with supplemental restraint systems (air bags) deployed by impact should not be modified or covered by any aftermarket seat cover without consulting the vehicle manufacturer and Fia Inc. Fia Inc. assumes no liability for injury, loss, incidental or consequential damages in the event of an accident.

**Fia Inc. Winnipeg, Canada R3L 0N3 Telephone (204) 475-0515 Toll-Free: 1-800-835-0438
Fax: (204) 284-8246 E-Mail: info@gofia.com Website: www.gofia.com**