

# 55411

CHEVY ASTRO  
CHEVY BLAZER S10  
GMC ENVOY  
GMC JIMMY S10/S15  
GMC SAFARI  
OLDSMOBILE BRAVADA

## WIRING LOCATION GUIDE GUÍA DE UBICACIÓN DEL CABLEADO IDE D'EMPLACEMENT DES FILS



### MUST READ FIRST!

All steps must be followed to ensure correct function of the T-Connector. To verify proper installation once installed, test by connecting a test light or properly wired trailer.




### ¡DEBE LEERSE PRIMERO!

Debe seguirse todos los pasos para asegurar el correcto funcionamiento del Conector-T. Para verificar la correcta instalación, pruebe conectando una luz de prueba o un remolque debidamente cableado.

### À LIRE D'ABORD!

Pour assurer le bon fonctionnement du T-Connector, il faut suivre toutes les étapes. Pour vérifier que l'installation a été bien effectuée, branchez un feu de test ou une remorque correctement filée.

10/1/08



## English

1. Locate the vehicle's taillight wiring under the bumper or along the left side framerail.
2. Using a test lamp identify the corresponding wires in the harness for the left turn, right turn, taillights. [A]

3. Using wire taps, attach the 4 wires of the harness to the corresponding vehicle harness wires identified in step 2 as indicated. [B]

Brown Wire: Tail Light Circuit  
Yellow Wire: Left Turn/Brake Circuit  
Green Wire: Right Turn/Brake Circuit  
White Wire: Ground

4. Secure the harness wires to the vehicle using cable ties.

### TESTING PROCEDURE

-If testing with a circuit tester, attach the ground lead of a circuit tester to the exposed ground terminal of the 4-flat end. Activate the tow vehicle's left turn, right turn, tail and stop lights one at a time. Probe the three receptacles of the 4-flat end to confirm proper functionality.  
-If testing with a trailer, mate 4-flat with trailer and run the same test as the circuit tester using the trailer lights. If a function on the trailer lights does not work properly, disconnect the trailer 4-flat, turn functions on vehicle off and recheck function with a circuit tester. If functionality is good, check the trailer for potential problems.

### WARNING !

Verify miscellaneous items that may be hidden behind or under any surface before drilling to avoid damage to vehicle and/or personal injury .

## Español

## Français



55411