


If you have any comments or concerns,  
please feel free to contact our  
customer service department at:  
Toll-free: 1-800-835-0438  
OR  
Email: info@gofia.com

SEAT COVERS  
BY

*fia*  
The Leader in Custom Fit

FEATURING  
**SUPER-GRIP®**

**THE SLIP RESISTANT FASTENING SYSTEM  
INSTALLATION INSTRUCTIONS  
FOR  
Oe37-52/ SL67-52/ SP87-52**



Thank you for purchasing one of our fine quality products. Your seat cover is engineered from high quality materials and designed with precision to give you a long-lasting, well-adjusted fit.

**A) CUSHION COVER**

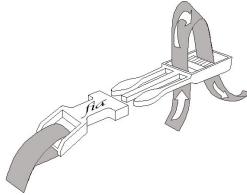
- 1) Center cover on the seat. Ensure strap with buckle is on the door side.
- 2) Pass the front strap under the seat
- 3) Buckle to back flap of seat cover
- 5) Pass side strap with buckle around the back, through crevice and buckle to the long strap
- 6) Adjust straps and buckles to equalize tension

**B) BACKREST COVER**

- 1) Remove headrest (see note 2 below)
- 2) Slip cover over backrest (see air bag warning below)
- 3) Tuck flaps under backrest
- 4) Attach to velcro at back
- 5) Adjust velcro to equalize tension
- 6) Replace headrests (see note 3 below)

**NOTES:**

**1) SELF-LOCKING SUPER-GRIP® BUCKLE:**



**3) RE-INSTALLATION OF HEADRESTS**

- A) Ensure pre-cut holes in seat cover align with holes in base.
- B) Replace headrests

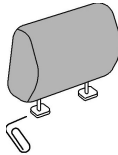
**2) HEAD REST REMOVAL:**

- A) - Insert paper clip into holes at base to release  
- Lift off

**OR**

- B) - Push in side release buttons  
- Lift off

(If unable to remove consult dealership)



**WARNING: DO NOT BLOCK AIR BAGS**

**WHEN INSTALLING SEAT COVERS:**

- 1) Seats with integrated seat airbags must be covered only with seat covers designed with openings. Make sure that the openings in the sides of the seat covers are positioned so that the seat covers do not block or interfere with the deployment of the air bag. The attached flap tucks inside the cutout and should be able to open freely in case of deployment.
- 2) Constantly check your seat covers to ensure they are properly positioned to allow for complete air bag deployment.

**LIMITATION LIABILITY:** The manufacturer shall not be liable for any damages or for the breach of any warranty, express or implied, whether of merchantability or fitness for any purpose or otherwise, or for any other obligation or liability arising out of the installation of the seat covers or the movement of the seat covers after installation.

*fia*

Fia Inc. Winnipeg, Canada R3L 0N3 Telephone (204) 475-0515 Toll-Free: 1-800-835-0438  
Fax: (204) 284-8246 E-Mail: info@gofia.com Website: www.gofia.com

5-3-11