

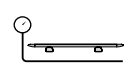




VEHICLE					PIONEER	CONNECTOR	HEIGHT ADDED mm / in	
JEEP Wrangler JL 4WD/SUV Bare Roof 4 dr					62108	RLT600	113 / 5	
REGION	AUS	NZ	USA	CA	SA	UK	EU	ZA
AVAILABILITY	✓	✓	✓	✓	✗	✗	✗	✗
RUN DATES	2019 -	2019 -	2019 -	2019 -	-	-	-	-
VEHICLE NOTES	Position the centreline of the Pioneer evenly between mounting points of RJLB1 -							

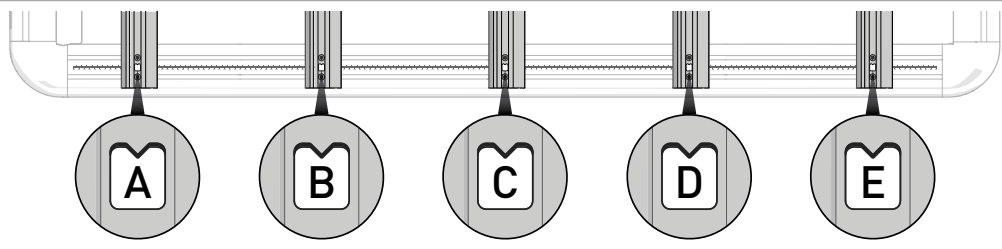
VISIT THE ONLINE CALCULATOR FOR CURRENT SYSTEM LOAD LIMIT DATA



**DYNAMIC ROAD LOAD LIMIT (NOTE: DIFFERENT ON AND OFF ROAD CARGO LIMIT)**  
**\*USE THE VEHICLE MANUFACTURER'S MAXIMUM ROOF ALLOWANCE IF IT IS LOWER THAN THE FIGURE LISTED**

 LOAD LIMIT	 SYSTEM WEIGHT	 ON ROAD CARGO LIMIT	 OFF ROAD CARGO LIMIT (ON ROAD CARGO LIMIT / 1.5)
UP TO <b>120 Kg*</b> <b>264 lbs</b>	— UP TO <b>27 Kg</b> <b>59 lbs</b>	= UP TO <b>93 Kg</b> <b>205 lbs</b>	OR UP TO <b>62 Kg</b> <b>137 lbs</b>

## UNDERBAR SPACING

FRONT								REAR
BAR	A	B	C	D	E	F	G	
DIMENSION (CM)	-54.1	-20.5	13.2	45	76.5			
SPACERS REQ'D								
CONNECTOR	RLT600		RLT600		RLT600			
OUTER UNDERBAR COVER (mm/in)	Refer to Step 11-12 in the Pioneer Series 6 Instructions to trim B and C							
CENTRE UNDERBAR COVER (mm/in)	Refer to Step 11-12 in the Pioneer Series 6 Instructions to trim A							

### NOTES FOR DEALERS / FITTERS

It is your responsibility to ensure these fitting instructions are given to the end user or client.